



OFFICIAL RESULTS / RÉSULTATS OFFICIELS

FRI 19 FEB 2010 / VEN 19 FEV 2010

	Start Record	Track Record
Time	4.48 sec	52.20 sec
Date	18 FEB 2010	19 FEB 2010
Name	TRETYAKOV Alexander	MONTGOMERY Jon
NOC Code	RUS	CAN

Rk	Bib No	NOC Code	Name	Start Time	Rk	Int 1	Rk	Int 2	Rk	Int 3	Rk	Int 4	Rk	Finish Time	Rk	Time Behind	Speed (km/h)	Speed (mph)	Rec
1	5	CAN	MONTGOMERY Jon	4.62	3	15.95	3	30.06	3	39.14	3	47.00	3	52.60	2	+0.28	144.4	89.7	
				4.63	4	15.96	3	30.03	2	39.07	2	46.93	2	52.57	1	0.00	144.5	89.7	
				4.65	=3	15.96	3	29.90	2	38.88	2	46.68	2	52.20	1	0.00	145.7	90.5	TR
				4.61	3	15.91	3	29.93	3	38.95	2	46.79	1	52.36	1	0.00	144.8	89.9	
														Total:	3:29.73	0.00			
2	1	LAT	DUKURS Martins	4.53	2	15.85	1	29.84	1	38.86	1	46.71	1	52.32	1	0.00	144.9	90.0	
				4.54	2	15.87	2	29.97	1	39.04	1	46.92	1	52.59	2	+0.02	144.0	89.4	
				4.55	2	15.84	1	29.84	1	38.84	1	46.67	1	52.28	2	+0.08	144.8	89.9	
				4.53	2	15.81	2	29.88	2	38.98	3	46.89	2	52.61	2	+0.25	143.8	89.4	
														Total:	3:29.80	+0.07			
3	8	RUS	TRETYAKOV Alexander	4.52	1	15.91	2	29.94	2	38.97	2	46.95	2	52.70	3	+0.38	142.0	88.2	
				4.48	1	15.83	1	30.07	3	39.31	7	47.38	7	53.05	7	+0.48	141.5	87.9	SR
				4.53	1	15.92	2	29.93	3	38.92	3	46.74	3	52.30	3	+0.10	146.4	90.9	
				4.50	1	15.79	1	29.81	1	38.88	1	46.99	4	52.70	=5	+0.34	140.8	87.5	
														Total:	3:30.75	+1.02			
4	4	LAT	DUKURS Tomass	4.66	=6	16.08	=8	30.22	=8	39.31	6	47.25	7	52.94	7	+0.62	143.6	89.2	
				4.66	5	16.07	=5	30.19	6	39.30	6	47.22	=4	52.88	4	+0.31	143.7	89.3	
				4.68	5	16.04	=5	30.05	4	39.08	4	46.98	4	52.62	6	+0.42	144.3	89.6	
				4.65	5	16.01	5	30.08	5	39.15	5	47.05	5	52.69	4	+0.33	144.0	89.5	
														Total:	3:31.13	+1.40			
5	12	USA	LUND Zach	4.72	=13	16.13	10	30.22	=8	39.35	9	47.32	8	53.04	9	+0.72	143.0	88.9	
				4.74	=12	16.17	9	30.23	7	39.29	5	47.22	=4	52.85	3	+0.28	142.5	88.6	
				4.74	14	16.17	13	30.16	6	39.13	5	47.01	5	52.57	5	+0.37	144.1	89.5	
				4.71	10	16.14	10	30.19	=7	39.23	6	47.18	8	52.81	8	+0.45	143.0	88.9	
														Total:	3:31.27	+1.54			
6	6	GBR	BROMLEY Kristan	4.70	12	16.08	=8	30.18	5	39.28	4	47.20	=4	52.91	6	+0.59	142.9	88.8	
				4.75	14	16.14	7	30.18	5	39.25	=3	47.17	3	52.89	5	+0.32	143.0	88.9	
				4.70	=7	16.03	4	30.12	5	39.18	=6	47.07	7	52.70	8	+0.50	143.4	89.1	
				4.70	9	16.05	=6	30.05	4	39.09	4	46.98	3	52.80	7	+0.44	142.1	88.3	
														Total:	3:31.30	+1.57			
7	2	GER	ROMMEL Frank	4.67	8	16.07	7	30.24	10	39.37	10	47.24	6	52.90	5	+0.58	145.4	90.4	
				4.70	=6	16.07	=5	30.40	10	39.66	11	47.63	11	53.25	11	+0.68	143.3	89.0	
				4.70	=7	16.05	7	30.17	7	39.18	=6	47.02	6	52.55	4	+0.35	145.7	90.5	
				4.67	7	16.05	=6	30.19	=7	39.26	8	47.15	7	52.70	=5	+0.34	144.6	89.8	
														Total:	3:31.40	+1.67			



OFFICIAL RESULTS / RÉSULTATS OFFICIELS

FRI 19 FEB 2010 / VEN 19 FEV 2010

Rk	Bib No	NOC Code	Name	Start Time	Rk	Int 1	Rk	Int 2	Rk	Int 3	Rk	Int 4	Rk	Finish Time	Rk	Time Behind	Speed (km/h)	Speed (mph)	Rec	
8	15	AUT	GUGGENBERGER Matthias	4.65	5	16.06	6	30.20	6	39.30	5	47.20	=4	52.75	4	+0.43	143.8	89.3		
				4.62	3	15.99	4	30.15	4	39.25	=3	47.22	=4	53.02	6	+0.45	142.5	88.6		
				4.70	=7	16.15	12	30.32	12	39.40	13	47.36	12	53.03	13	+0.83	142.7	88.6		
				4.66	6	16.06	9	30.25	11	39.45	11	47.41	11	53.01	10	+0.65	143.7	89.3		
																Total:	3:31.81	+2.08		
9	10	CAN	PAIN Jeff	4.81	24	16.20	15	30.26	11	39.44	11	47.42	9	53.03	8	+0.71	143.0	88.8		
				4.87	24	16.33	20	30.45	13	39.54	9	47.53	9	53.18	9	+0.61	142.6	88.6		
				4.80	=21	16.24	=18	30.35	=14	39.48	16	47.42	14	53.00	=11	+0.80	143.6	89.2		
				4.79	17	16.21	14	30.23	10	39.25	7	47.08	6	52.65	3	+0.29	145.5	90.4		
																Total:	3:31.86	+2.13		
10	3	GER	STIELICKE Sandro	4.78	21	16.25	19	30.54	=16	39.72	15	47.62	14	53.18	12	+0.86	144.6	89.9		
				4.83	22	16.35	22	30.65	=18	39.79	15	47.67	12	53.24	10	+0.67	144.8	90.0		
				4.78	18	16.20	15	30.34	13	39.38	10	47.16	8	52.64	7	+0.44	146.4	90.9		
				4.76	=12	16.23	=15	30.44	16	39.52	14	47.43	12	53.02	11	+0.66	144.0	89.4		
																Total:	3:32.08	+2.35		
11	14	NZL	SANDFORD Ben	4.80	=22	16.28	=20	30.45	13	39.63	13	47.53	12	53.11	11	+0.79	145.1	90.1		
				4.84	23	16.34	21	30.55	15	39.74	=13	47.68	13	53.32	13	+0.75	144.3	89.6		
				4.82	23	16.27	20	30.38	16	39.44	=14	47.32	11	52.90	9	+0.70	145.3	90.3		
				4.86	20	16.38	20	30.57	19	39.72	18	47.62	=16	53.26	16	+0.90	144.6	89.9		
																Total:	3:32.59	+2.86		
12	17	RUS	CHUDINOV Sergei	4.64	4	16.04	5	30.16	4	39.33	=7	47.56	13	53.64	15	+1.32	135.0	83.8		
				4.72	=9	16.15	8	30.35	8	39.55	10	47.55	10	53.26	12	+0.69	142.4	88.4		
				4.70	=7	16.10	=8	30.20	8	39.37	9	47.39	13	53.13	14	+0.93	142.9	88.8		
				4.68	8	16.05	=6	30.17	6	39.31	9	47.27	9	52.92	9	+0.56	142.9	88.8		
																Total:	3:32.95	+3.22		
13	7	GER	HALILOVIC Michi	4.75	=15	16.24	18	30.49	14	39.59	12	47.48	11	53.09	10	+0.77	144.9	90.0		
				4.79	=18	16.32	19	30.63	17	39.83	=16	48.00	17	53.87	18	+1.30	139.3	86.5		
				4.77	=16	16.23	=16	30.35	=14	39.39	=11	47.25	9	52.92	10	+0.72	145.2	90.2		
				4.77	16	16.29	=17	30.55	18	39.68	16	47.62	=16	53.24	15	+0.88	144.0	89.4		
																Total:	3:33.12	+3.39		
14	9	USA	BERNOTAS Eric	4.75	=15	16.15	=11	30.21	7	39.33	=7	47.43	10	53.23	13	+0.91	140.7	87.4		
				4.79	=18	16.28	16	30.54	14	39.71	12	47.73	14	53.55	14	+0.98	142.8	88.7		
				4.73	=11	16.13	10	30.24	9	39.39	=11	47.55	16	53.33	17	+1.13	139.7	86.8		
				4.76	=12	16.23	=15	30.38	13	39.49	12	47.47	13	53.16	13	+0.80	143.2	89.0		
																Total:	3:33.27	+3.54		
15	21	FRA	SAINT-GENIES Gregory	4.76	=17	16.22	16	30.44	12	39.67	14	47.73	15	53.40	14	+1.08	141.3	87.8		
				4.78	=16	16.22	=13	30.36	9	39.50	8	47.50	8	53.16	8	+0.59	141.6	88.0		
				4.80	=21	16.31	21	30.47	18	39.63	17	47.62	17	53.32	16	+1.12	142.9	88.8		
				4.80	18	16.29	=17	30.51	17	39.75	19	47.76	19	53.43	20	+1.07	142.1	88.3		
																Total:	3:33.31	+3.58		



OFFICIAL RESULTS / RÉSULTATS OFFICIELS

FRI 19 FEB 2010 / VEN 19 FEV 2010

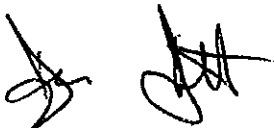
Rk	Bib No	NOC Code	Name	Start Time	Rk	Int 1	Rk	Int 2	Rk	Int 3	Rk	Int 4	Rk	Finish Time	Rk	Time Behind	Speed (km/h)	(mph)	Rec	
16	18	SUI	OSWALD Pascal	4.76	=17	16.23	17	30.54	=16	39.91	18	48.01	=17	53.77	17	+1.45	141.4	87.9		
				4.76	15	16.22	=13	30.42	11	39.74	=13	47.86	15	53.68	16	+1.11	140.9	87.5		
				4.73	=11	16.14	11	30.28	=10	39.36	8	47.30	10	53.00	=11	+0.80	144.1	89.5		
				4.76	=12	16.16	11	30.41	14	39.71	17	47.68	18	53.30	17	+0.94	143.4	89.1		
Total: 3:33.75																+4.02				
17	13	USA	DALY John	4.66	=6	16.02	4	30.61	20	40.05	19	48.21	19	54.08	20	+1.76	140.0	87.0		
				4.74	=12	16.21	=11	30.44	12	39.83	=16	47.88	16	53.65	15	+1.08	141.8	88.1		
				4.65	=3	16.04	=5	30.28	=10	39.44	=14	47.44	15	53.23	15	+1.03	142.1	88.3		
				4.64	4	15.98	4	30.19	=7	39.39	10	47.31	10	53.05	12	+0.69	143.6	89.2		
Total: 3:34.01																+4.28				
18	16	GBR	PENGILLY Adam	4.68	9	16.18	14	30.52	15	39.81	16	47.94	16	53.75	16	+1.43	140.2	87.1		
				4.71	8	16.27	15	30.73	21	40.12	21	48.31	20	54.17	21	+1.60	138.9	86.3		
				4.76	15	16.24	=18	30.49	19	39.69	=18	47.70	18	53.36	18	+1.16	142.3	88.4		
				4.73	11	16.20	13	30.42	15	39.61	15	47.58	14	53.23	14	+0.87	143.3	89.0		
Total: 3:34.51																+4.78				
19	23	JPN	TAYAMA Shinsuke	4.77	=19	16.28	=20	30.57	18	39.86	17	48.01	=17	53.94	18	+1.62	140.1	87.0		
				4.81	21	16.31	18	30.65	=18	39.95	18	48.05	18	53.84	17	+1.27	141.1	87.7		
				4.77	=16	16.23	=16	30.46	17	39.69	=18	47.94	19	54.03	21	+1.83	136.8	85.0		
				4.76	=12	16.17	12	30.29	12	39.51	13	47.61	15	53.36	18	+1.00	141.5	87.9		
Total: 3:35.17																+5.44				
20	20	JPN	KOSHI Kazuhiro	4.91	27	16.55	27	30.94	22	40.22	21	48.25	20	54.02	19	+1.70	141.9	88.2		
				4.90	26	16.51	25	30.90	23	40.19	22	48.32	21	54.10	19	+1.53	140.4	87.2		
				4.87	=25	16.45	25	30.72	21	39.96	21	48.02	21	53.74	19	+1.54	141.5	87.9		
				4.84	19	16.37	19	30.58	20	39.77	20	47.77	20	53.42	19	+1.06	142.9	88.8		
Total: 3:35.28																+5.55				
21	19	SLO	SETINA Anze	4.72	=13	16.15	=11	30.60	19	40.10	20	48.57	23	54.50	22	+2.18	135.5	84.2		
				4.72	=9	16.18	10	30.60	16	40.09	20	48.46	22	54.35	22	+1.78	137.1	85.1		
				4.69	6	16.10	=8	30.55	20	39.88	20	48.00	20	53.75	20	+1.55	140.3	87.1		
Total: 2:42.60																				
22	27	KOR	CHO In Ho	4.87	=25	16.54	26	31.02	25	40.39	24	48.55	22	54.46	21	+2.14	139.0	86.3		
				4.88	25	16.54	27	31.03	25	40.44	25	48.54	23	54.42	23	+1.85	140.4	87.2		
				4.84	24	16.46	26	30.89	=23	40.18	22	48.36	23	54.28	23	+2.08	139.7	86.8		
Total: 2:43.16																				
23	22	AUS	DEANE Anthony	4.69	=10	16.16	13	30.74	21	40.24	22	48.53	21	54.55	23	+2.23	137.9	85.7		
				4.70	=6	16.21	=11	30.68	20	40.08	19	48.27	19	54.12	20	+1.55	140.0	87.0		
				4.87	=25	16.42	24	31.20	26	40.69	26	48.85	25	54.68	25	+2.48	140.4	87.2		
Total: 2:43.35																				
24	26	ESP	MIRAMBELL Ander	4.80	=22	16.48	25	30.99	24	40.38	23	48.67	24	54.77	24	+2.45	137.0	85.1		
				4.79	=18	16.42	23	30.99	24	40.43	24	48.60	24	54.59	24	+2.02	139.4	86.6		
				4.79	=19	16.41	23	30.89	=23	40.22	23	48.32	22	54.26	22	+2.06	140.2	87.1		
Total: 2:43.62																				




OFFICIAL RESULTS / RÉSULTATS OFFICIELS

FRI 19 FEB 2010 / VEN 19 FEV 2010

Rk	Bib No	NOC Code	Name	Start Time	Rk	Int 1	Rk	Int 2	Rk	Int 3	Rk	Int 4	Rk	Finish Time	Rk	Time Behind	Speed (km/h)	Speed (mph)	Rec
25	25	IRL	SHANNON Patrick	4.77	=19	16.32	22	31.04	26	40.73	26	49.15	26	55.18	25	+2.86	136.0	84.5	
				4.78	=16	16.44	24	31.16	26	40.82	26	49.20	26	55.20	26	+2.63	137.4	85.4	
				4.79	=19	16.35	22	30.82	22	40.30	24	48.58	24	54.60	24	+2.40	136.1	84.6	
														Total:	2:44.98				
26	28	ITA	DROCCO Nicola	4.69	=10	16.39	=23	31.26	27	41.07	27	49.51	27	55.77	27	+3.45	135.3	84.1	
				4.72	=9	16.29	17	30.81	22	40.32	23	48.65	25	54.60	25	+2.03	137.0	85.1	
				4.73	=11	16.18	14	30.95	25	40.57	25	48.94	26	54.97	26	+2.77	136.1	84.6	
														Total:	2:45.34				
24	NZL	ROBERTS Iain	4.87	=25	16.39	=23	30.98	23	40.69	25	49.05	25	55.21	26	+2.89	136.7	84.9		
			4.93	27	16.52	26	32.10	27	42.30	27	51.10	27	57.58	27	+5.01	131.5	81.7		
															DNS				
														Total:	DNS				
11	CAN	DOUGLAS Michael													DSQ				
														Total:	DSQ				



Race Director



Jury President

NOTES

The above results do not reflect possible disqualifications due to material check or doping.

LEGEND

= Equal sign indicates that two or more competitors share the same rank

DNS Did not start

DSQ Disqualified

Int Intermediate time

No Number

Rec Record

Rk Rank

SR Start record

TR Track record



OFFICIAL RESULTS / RÉSULTATS OFFICIELS

FRI 19 FEB 2010 / VEN 19 FEV 2010

	Start Record	Track Record
Time	4.48 sec	52.20 sec
Date	18 FEB 2010	19 FEB 2010
Name	TRETYAKOV Alexander	MONTGOMERY Jon
NOC Code	RUS	CAN

Rk	Bib No	NOC Code	Name	Start Time	Rk	Int 1	Rk	Int 2	Rk	Int 3	Rk	Int 4	Rk	Finish Time	Rk	Time Behind	Speed (km/h)	Speed (mph)	Rec	
1	5	CAN	MONTGOMERY Jon	4.62	3	15.95	3	30.06	3	39.14	3	47.00	3	52.60	2	+0.28	144.4	89.7		
				4.63	4	15.96	3	30.03	2	39.07	2	46.93	2	52.57	1	0.00	144.5	89.7		
				4.65	=3	15.96	3	29.90	2	38.88	2	46.68	2	52.20	1	0.00	145.7	90.5	TR	
				4.61	3	15.91	3	29.93	3	38.95	2	46.79	1	52.36	1	0.00	144.8	89.9		
																Total:	3:29.73	0.00		
2	1	LAT	DUKURS Martins	4.53	2	15.85	1	29.84	1	38.86	1	46.71	1	52.32	1	0.00	144.9	90.0		
				4.54	2	15.87	2	29.97	1	39.04	1	46.92	1	52.59	2	+0.02	144.0	89.4		
				4.55	2	15.84	1	29.84	1	38.84	1	46.67	1	52.28	2	+0.08	144.8	89.9		
				4.53	2	15.81	2	29.88	2	38.98	3	46.89	2	52.61	2	+0.25	143.8	89.4		
																Total:	3:29.80	+0.07		
3	8	RUS	TRETYAKOV Alexander	4.52	1	15.91	2	29.94	2	38.97	2	46.95	2	52.70	3	+0.38	142.0	88.2		
				4.48	1	15.83	1	30.07	3	39.31	7	47.38	7	53.05	7	+0.48	141.5	87.9	SR	
				4.53	1	15.92	2	29.93	3	38.92	3	46.74	3	52.30	3	+0.10	146.4	90.9		
				4.50	1	15.79	1	29.81	1	38.88	1	46.99	4	52.70	=5	+0.34	140.8	87.5		
																Total:	3:30.75	+1.02		
4	4	LAT	DUKURS Tomass	4.66	=6	16.08	=8	30.22	=8	39.31	6	47.25	7	52.94	7	+0.62	143.6	89.2		
				4.66	5	16.07	=5	30.19	6	39.30	6	47.22	=4	52.88	4	+0.31	143.7	89.3		
				4.68	5	16.04	=5	30.05	4	39.08	4	46.98	4	52.62	6	+0.42	144.3	89.6		
				4.65	5	16.01	5	30.08	5	39.15	5	47.05	5	52.69	4	+0.33	144.0	89.5		
																Total:	3:31.13	+1.40		
5	12	USA	LUND Zach	4.72	=13	16.13	10	30.22	=8	39.35	9	47.32	8	53.04	9	+0.72	143.0	88.9		
				4.74	=12	16.17	9	30.23	7	39.29	5	47.22	=4	52.85	3	+0.28	142.5	88.6		
				4.74	14	16.17	13	30.16	6	39.13	5	47.01	5	52.57	5	+0.37	144.1	89.5		
				4.71	10	16.14	10	30.19	=7	39.23	6	47.18	8	52.81	8	+0.45	143.0	88.9		
																Total:	3:31.27	+1.54		
6	6	GBR	BROMLEY Kristan	4.70	12	16.08	=8	30.18	5	39.28	4	47.20	=4	52.91	6	+0.59	142.9	88.8		
				4.75	14	16.14	7	30.18	5	39.25	=3	47.17	3	52.89	5	+0.32	143.0	88.9		
				4.70	=7	16.03	4	30.12	5	39.18	=6	47.07	7	52.70	8	+0.50	143.4	89.1		
				4.70	9	16.05	=6	30.05	4	39.09	4	46.98	3	52.80	7	+0.44	142.1	88.3		
																Total:	3:31.30	+1.57		
7	2	GER	ROMMEL Frank	4.67	8	16.07	7	30.24	10	39.37	10	47.24	6	52.90	5	+0.58	145.4	90.4		
				4.70	=6	16.07	=5	30.40	10	39.66	11	47.63	11	53.25	11	+0.68	143.3	89.0		
				4.70	=7	16.05	7	30.17	7	39.18	=6	47.02	6	52.55	4	+0.35	145.7	90.5		
				4.67	7	16.05	=6	30.19	=7	39.26	8	47.15	7	52.70	=5	+0.34	144.6	89.8		
																Total:	3:31.40	+1.67		



OFFICIAL RESULTS / RÉSULTATS OFFICIELS

FRI 19 FEB 2010 / VEN 19 FEV 2010

Rk	Bib No	NOC Code	Name	Start Time	Rk	Int 1	Rk	Int 2	Rk	Int 3	Rk	Int 4	Rk	Finish Time	Rk	Time Behind	Speed (km/h) (mph)	Rec
8	15	AUT	GUGGENBERGER Matthias	4.65	5	16.06	6	30.20	6	39.30	5	47.20	=4	52.75	4	+0.43	143.8	89.3
				4.62	3	15.99	4	30.15	4	39.25	=3	47.22	=4	53.02	6	+0.45	142.5	88.6
				4.70	=7	16.15	12	30.32	12	39.40	13	47.36	12	53.03	13	+0.83	142.7	88.6
				4.66	6	16.06	9	30.25	11	39.45	11	47.41	11	53.01	10	+0.65	143.7	89.3
														Total:	3:31.81	+2.08		
9	10	CAN	PAIN Jeff	4.81	24	16.20	15	30.26	11	39.44	11	47.42	9	53.03	8	+0.71	143.0	88.8
				4.87	24	16.33	20	30.45	13	39.54	9	47.53	9	53.18	9	+0.61	142.6	88.6
				4.80	=21	16.24	=18	30.35	=14	39.48	16	47.42	14	53.00	=11	+0.80	143.6	89.2
				4.79	17	16.21	14	30.23	10	39.25	7	47.08	6	52.65	3	+0.29	145.5	90.4
														Total:	3:31.86	+2.13		
10	3	GER	STIELICKE Sandro	4.78	21	16.25	19	30.54	=16	39.72	15	47.62	14	53.18	12	+0.86	144.6	89.9
				4.83	22	16.35	22	30.65	=18	39.79	15	47.67	12	53.24	10	+0.67	144.8	90.0
				4.78	18	16.20	15	30.34	13	39.38	10	47.16	8	52.64	7	+0.44	146.4	90.9
				4.76	=12	16.23	=15	30.44	16	39.52	14	47.43	12	53.02	11	+0.66	144.0	89.4
														Total:	3:32.08	+2.35		
11	14	NZL	SANDFORD Ben	4.80	=22	16.28	=20	30.45	13	39.63	13	47.53	12	53.11	11	+0.79	145.1	90.1
				4.84	23	16.34	21	30.55	15	39.74	=13	47.68	13	53.32	13	+0.75	144.3	89.6
				4.82	23	16.27	20	30.38	16	39.44	=14	47.32	11	52.90	9	+0.70	145.3	90.3
				4.86	20	16.38	20	30.57	19	39.72	18	47.62	=16	53.26	16	+0.90	144.6	89.9
														Total:	3:32.59	+2.86		
12	17	RUS	CHUDINOV Sergei	4.64	4	16.04	5	30.16	4	39.33	=7	47.56	13	53.64	15	+1.32	135.0	83.8
				4.72	=9	16.15	8	30.35	8	39.55	10	47.55	10	53.26	12	+0.69	142.4	88.4
				4.70	=7	16.10	=8	30.20	8	39.37	9	47.39	13	53.13	14	+0.93	142.9	88.8
				4.68	8	16.05	=6	30.17	6	39.31	9	47.27	9	52.92	9	+0.56	142.9	88.8
														Total:	3:32.95	+3.22		
13	7	GER	HALILOVIC Michi	4.75	=15	16.24	18	30.49	14	39.59	12	47.48	11	53.09	10	+0.77	144.9	90.0
				4.79	=18	16.32	19	30.63	17	39.83	=16	48.00	17	53.87	18	+1.30	139.3	86.5
				4.77	=16	16.23	=16	30.35	=14	39.39	=11	47.25	9	52.92	10	+0.72	145.2	90.2
				4.77	16	16.29	=17	30.55	18	39.68	16	47.62	=16	53.24	15	+0.88	144.0	89.4
														Total:	3:33.12	+3.39		
14	9	USA	BERNOTAS Eric	4.75	=15	16.15	=11	30.21	7	39.33	=7	47.43	10	53.23	13	+0.91	140.7	87.4
				4.79	=18	16.28	16	30.54	14	39.71	12	47.73	14	53.55	14	+0.98	142.8	88.7
				4.73	=11	16.13	10	30.24	9	39.39	=11	47.55	16	53.33	17	+1.13	139.7	86.8
				4.76	=12	16.23	=15	30.38	13	39.49	12	47.47	13	53.16	13	+0.80	143.2	89.0
														Total:	3:33.27	+3.54		
15	21	FRA	SAINT-GENIES Gregory	4.76	=17	16.22	16	30.44	12	39.67	14	47.73	15	53.40	14	+1.08	141.3	87.8
				4.78	=16	16.22	=13	30.36	9	39.50	8	47.50	8	53.16	8	+0.59	141.6	88.0
				4.80	=21	16.31	21	30.47	18	39.63	17	47.62	17	53.32	16	+1.12	142.9	88.8
				4.80	18	16.29	=17	30.51	17	39.75	19	47.76	19	53.43	20	+1.07	142.1	88.3
														Total:	3:33.31	+3.58		



OFFICIAL RESULTS / RÉSULTATS OFFICIELS

FRI 19 FEB 2010 / VEN 19 FEV 2010


Rk	Bib No	NOC Code	Name	Start Time	Rk	Int 1	Rk	Int 2	Rk	Int 3	Rk	Int 4	Rk	Finish Time	Rk	Time Behind	Speed (km/h)	(mph)	Rec
16	18	SUI	OSWALD Pascal	4.76	=17	16.23	17	30.54	=16	39.91	18	48.01	=17	53.77	17	+1.45	141.4	87.9	
				4.76	15	16.22	=13	30.42	11	39.74	=13	47.86	15	53.68	16	+1.11	140.9	87.5	
				4.73	=11	16.14	11	30.28	=10	39.36	8	47.30	10	53.00	=11	+0.80	144.1	89.5	
				4.76	=12	16.16	11	30.41	14	39.71	17	47.68	18	53.30	17	+0.94	143.4	89.1	
														Total:	3:33.75	+4.02			
17	13	USA	DALY John	4.66	=6	16.02	4	30.61	20	40.05	19	48.21	19	54.08	20	+1.76	140.0	87.0	
				4.74	=12	16.21	=11	30.44	12	39.83	=16	47.88	16	53.65	15	+1.08	141.8	88.1	
				4.65	=3	16.04	=5	30.28	=10	39.44	=14	47.44	15	53.23	15	+1.03	142.1	88.3	
				4.64	4	15.98	4	30.19	=7	39.39	10	47.31	10	53.05	12	+0.69	143.6	89.2	
														Total:	3:34.01	+4.28			
18	16	GBR	PENGILLY Adam	4.68	9	16.18	14	30.52	15	39.81	16	47.94	16	53.75	16	+1.43	140.2	87.1	
				4.71	8	16.27	15	30.73	21	40.12	21	48.31	20	54.17	21	+1.60	138.9	86.3	
				4.76	15	16.24	=18	30.49	19	39.69	=18	47.70	18	53.36	18	+1.16	142.3	88.4	
				4.73	11	16.20	13	30.42	15	39.61	15	47.58	14	53.23	14	+0.87	143.3	89.0	
														Total:	3:34.51	+4.78			
19	23	JPN	TAYAMA Shinsuke	4.77	=19	16.28	=20	30.57	18	39.86	17	48.01	=17	53.94	18	+1.62	140.1	87.0	
				4.81	21	16.31	18	30.65	=18	39.95	18	48.05	18	53.84	17	+1.27	141.1	87.7	
				4.77	=16	16.23	=16	30.46	17	39.69	=18	47.94	19	54.03	21	+1.83	136.8	85.0	
				4.76	=12	16.17	12	30.29	12	39.51	13	47.61	15	53.36	18	+1.00	141.5	87.9	
														Total:	3:35.17	+5.44			
20	20	JPN	KOSHI Kazuhiro	4.91	27	16.55	27	30.94	22	40.22	21	48.25	20	54.02	19	+1.70	141.9	88.2	
				4.90	26	16.51	25	30.90	23	40.19	22	48.32	21	54.10	19	+1.53	140.4	87.2	
				4.87	=25	16.45	25	30.72	21	39.96	21	48.02	21	53.74	19	+1.54	141.5	87.9	
				4.84	19	16.37	19	30.58	20	39.77	20	47.77	20	53.42	19	+1.06	142.9	88.8	
														Total:	3:35.28	+5.55			
21	19	SLO	SETINA Anze	4.72	=13	16.15	=11	30.60	19	40.10	20	48.57	23	54.50	22	+2.18	135.5	84.2	
				4.72	=9	16.18	10	30.60	16	40.09	20	48.46	22	54.35	22	+1.78	137.1	85.1	
				4.69	6	16.10	=8	30.55	20	39.88	20	48.00	20	53.75	20	+1.55	140.3	87.1	
														Total:	2:42.60				
22	27	KOR	CHO In Ho	4.87	=25	16.54	26	31.02	25	40.39	24	48.55	22	54.46	21	+2.14	139.0	86.3	
				4.88	25	16.54	27	31.03	25	40.44	25	48.54	23	54.42	23	+1.85	140.4	87.2	
				4.84	24	16.46	26	30.89	=23	40.18	22	48.36	23	54.28	23	+2.08	139.7	86.8	
														Total:	2:43.16				
23	22	AUS	DEANE Anthony	4.69	=10	16.16	13	30.74	21	40.24	22	48.53	21	54.55	23	+2.23	137.9	85.7	
				4.70	=6	16.21	=11	30.88	20	40.08	19	48.27	19	54.12	20	+1.55	140.0	87.0	
				4.87	=25	16.42	24	31.20	26	40.69	26	48.85	25	54.68	25	+2.48	140.4	87.2	
														Total:	2:43.35				
24	26	ESP	MIRAMBELL Ander	4.80	=22	16.48	25	30.99	24	40.38	23	48.67	24	54.77	24	+2.45	137.0	85.1	
				4.79	=18	16.42	23	30.99	24	40.43	24	48.60	24	54.59	24	+2.02	139.4	86.6	
				4.79	=19	16.41	23	30.89	=23	40.22	23	48.32	22	54.26	22	+2.06	140.2	87.1	
														Total:	2:43.62				




OFFICIAL RESULTS / RÉSULTATS OFFICIELS

FRI 19 FEB 2010 / VEN 19 FEV 2010

Rk	Bib No	NOC Code	Name	Start Time	Rk	Int 1	Rk	Int 2	Rk	Int 3	Rk	Int 4	Rk	Finish Time	Rk	Time Behind	Speed (km/h)	(mph)	Rec
25	25	IRL	SHANNON Patrick	4.77	=19	16.32	22	31.04	26	40.73	26	49.15	26	55.18	25	+2.86	136.0	84.5	
				4.78	=16	16.44	24	31.16	26	40.82	26	49.20	26	55.20	26	+2.63	137.4	85.4	
				4.79	=19	16.35	22	30.82	22	40.30	24	48.58	24	54.60	24	+2.40	136.1	84.6	
														Total:	2:44.98				
26	28	ITA	DROCCO Nicola	4.69	=10	16.39	=23	31.26	27	41.07	27	49.51	27	55.77	27	+3.45	135.3	84.1	
				4.72	=9	16.29	17	30.81	22	40.32	23	48.65	25	54.60	25	+2.03	137.0	85.1	
				4.73	=11	16.18	14	30.95	25	40.57	25	48.94	26	54.97	26	+2.77	136.1	84.6	
														Total:	2:45.34				
24	NZL	ROBERTS Iain	4.87	=25	16.39	=23	30.98	23	40.69	25	49.05	25	55.21	26	+2.89	136.7	84.9		
			4.93	27	16.52	26	32.10	27	42.30	27	51.10	27	57.58	27	+5.01	131.5	81.7		
															DNS				
														Total:	DNS				
11	CAN	DOUGLAS Michael													DSQ				
														Total:	DSQ				



Race Director



Jury President

NOTES

The above results do not reflect possible disqualifications due to material check or doping.

LEGEND

= Equal sign indicates that two or more competitors share the same rank
 DNS Did not start DSQ Disqualified Int Intermediate time No Number
 Rec Record Rk Rank SR Start record TR Track record